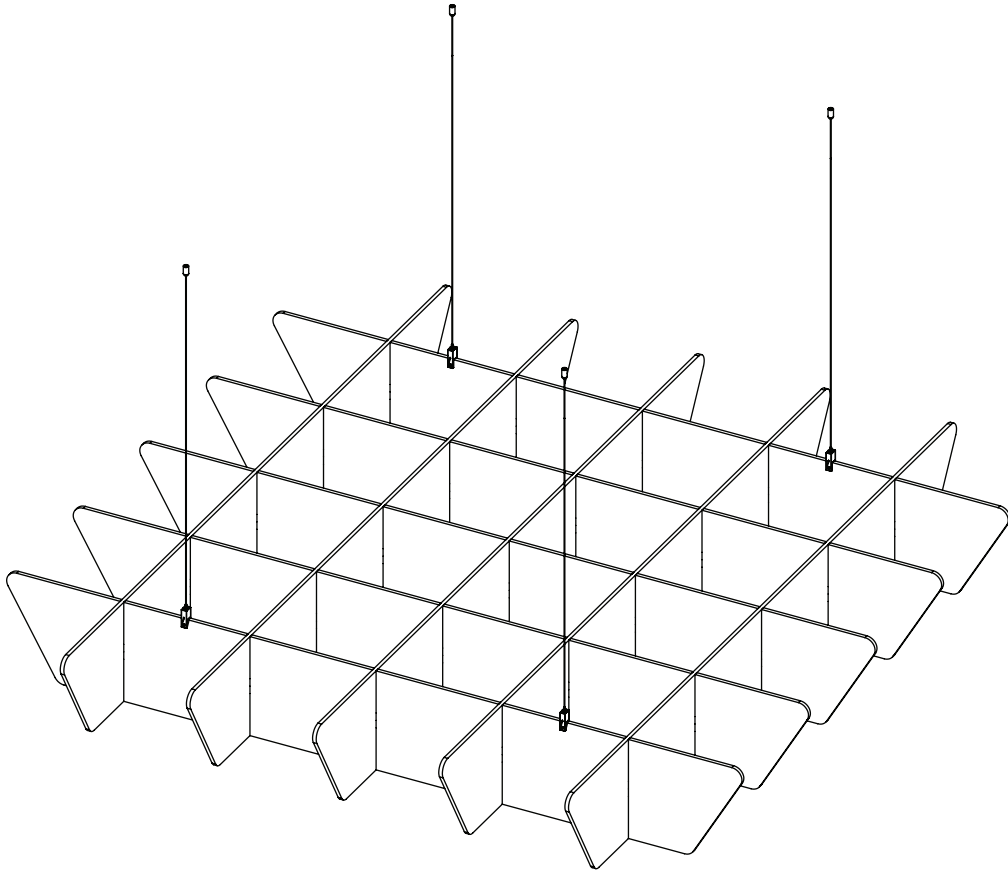
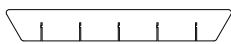


INSTALLATION INSTRUCTIONS

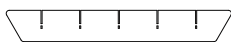
# GRID CANOPY



## INSTALLATION HARDWARE



**TOP FINS**



**BOTTOM FINS**



**UPPER SUSPENSION HOUSING**  
QUANTITY: 4U | CF6-01



**CLAMP FOR EZOBORD**  
QUANTITY: 4U | CBG-C

\*Images reflect typical hardware options. Please refer to packing list for items & quantities specific to your order

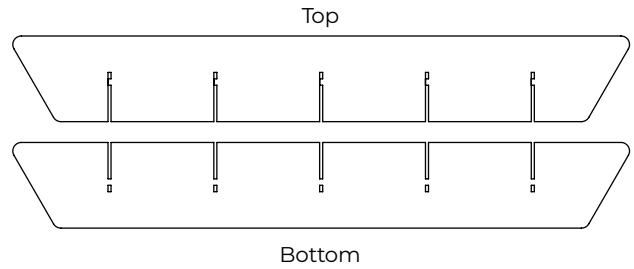
### RECOMMENDED TOOLS

Drill - Level - Laser - Tape Measure - Allen Key - Wire cutter

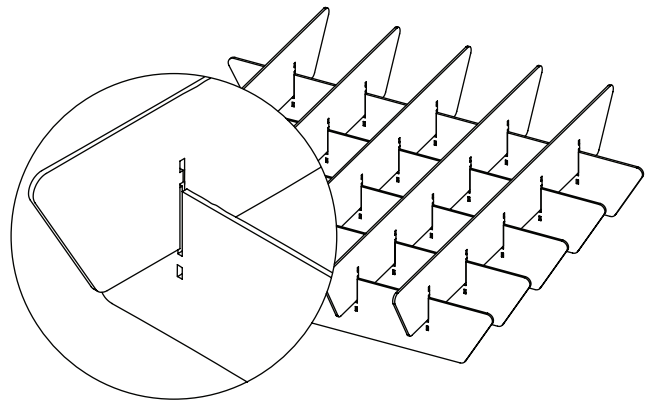
INSTALLATION INSTRUCTIONS

**GRID CANOPY**

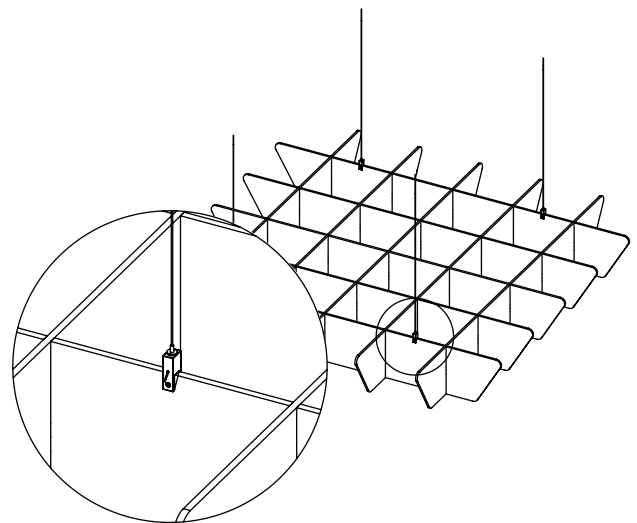
- 1** Clear appropriate sized floor space below install location  
\*For multiple modules confirm location with included plans
- 2** Unpackage and arrange fins in X and Y piles.



- 3** Begin assembling units by securing fins X and Y perpendicular to one another. **The completed unit should only be suspended from bottom fins.**



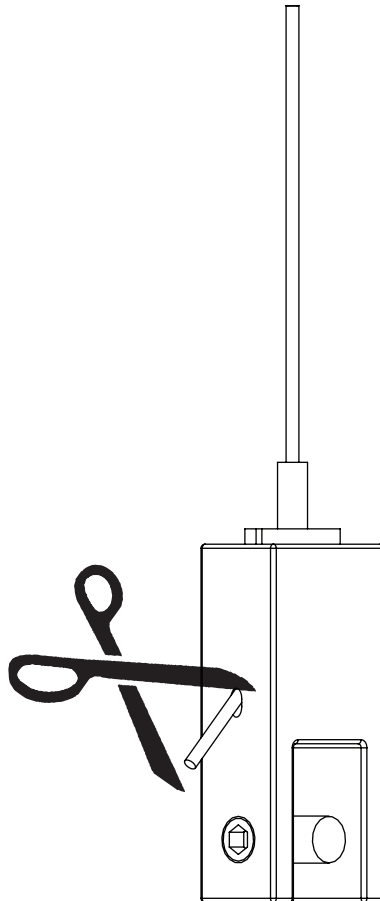
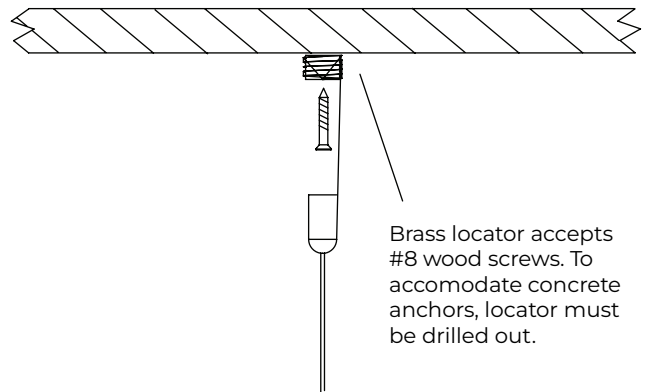
- 4** Determine suspension points on unit, ensuring these are evenly spaced noting suspension availability on ceiling above (Minimum four points with approximately 1 point per ten square feet).
- 5** Predrill holes for Ezo Clamps onto suspension points.



## INSTALLATION INSTRUCTIONS

# GRID CANOPY

- 6** Mount brass locators securely to ceiling at locations corresponding to points on unit using substrate appropriate hardware (not supplied).
- 7** Thread top cap onto brass locator and hand tighten only.



- 8** Secure Ezo Clamps to predrilled holes
- 9** Raise unit to suspended cables and insert cables into Ezo Clamp. Depress top nozzle of Ezo Clamp to loosen, cable will lock when released
- 10** Use Ezo Clamps to level unit  
\*If overall grid canopy dimensions exceed 8' raise each module separately and secure dovetail ends once level
- 11** Trim excess cable
- 12** Manually adjust bottom edges to straighten grid

## UNITED STATES

---

### **Ayrsonics Mid West LLC**

170 Prairie Lake Rd  
East Dundee, IL 60118  
P: 1-800-517-0686  
sales@mw.ayrsonics.com

### **Ayrsonics Southwest LLC**

8934 Eton Ave  
Canoga Park, CA 91304  
213-833-9700  
sales@sw.ayrsonics.com

### **Ayrsonics New England LLC**

32 Hampshire Rd  
Salem, NH 03079  
P: 603-824-9338 ext. 3001  
P: 603-327-4349  
sales@ne.ayrsonics.com

## CANADA

---

### **Ayrsonics Inc - Ontario**

825 Trillium Drive  
Kitchener, Ontario N2R 1J9  
P: 1-844-441-1122  
sales@ayrsonics.com

### **Ayrsonics Inc - Alberta**

#9112 – 52nd St. S.E.  
Calgary, Alberta T2C 5A9  
P: 1-844-441-1122  
sales@ayrsonics.com

### **EzoBord Corporate Office**

6845 Rexwood Road,  
Unit 7 Mississauga,  
ON L4V 1S5 Canada  
+1 416 665 3571  
info@ezobord.com

## CENTRAL & LATIN AMERICA

---

### **EzoBord Costa Rica SRL**

100 Sur 25 Oeste Recope  
Bodega #18 Ochomogo, Cartago  
+506 8842 4613  
info-latam@ezobord.com

### **EzoBord - LATAM**

Buenos Aires, Argentina  
+54 9 11 5657 1793  
info-latam@ezobord.com

## UNITED KINGDOM

### **EzoBord UK Ltd**

Unit 20 Westwood Business Park  
Margate, Kent. CT9 4JJ  
+44 1843 264027  
sales@ezobord.co.uk

## IRELAND

### **EzoBord Ireland**

Unit 523, Greenogue Business Park  
Rathcoole, Co. Dublin D24 RY89  
+353 (0)1 443 3599  
sales@ezobord.ie

FOLLOW US

